

# GEL 2V 2500Ah



## Specification

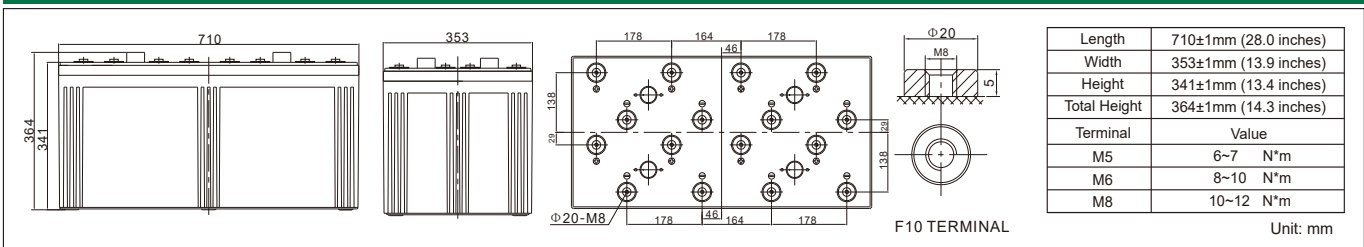
Cells Per Unit	1
Voltage Per Unit	2
Capacity	2500Ah@10hr-rate to 1.80V per cell @25°C
Weight	Approx. 171.0 Kg (Tolerance±1%)
Internal Resistance	Approx. 0.3 mΩ
Terminal	F10(M8)
Max. Discharge Current	7000A (5 sec)
Design Life	20 years (floating charge)
Maximum Charging Current	500.0A
Reference Capacity	C3 1950.0AH C5 2162.0AH C10 2500.0AH C20 2650.0AH
Float Charging Voltage	2.27 V~2.30 V @ 25°C Temperature Compensation: -3mV/°C/Cell
Cycle Use Voltage	2.37 V~2.40 V @ 25°C Temperature Compensation: -4mV/°C/Cell
Operating Temperature Range	Discharge: -40°C~60°C Charge: -20°C~50°C Storage: -40°C~60°C
Normal Operating Temperature Range	25°C±5°C
Self Discharge	Less than 3% at 25°C per month
Container Material	A.B.S. UL94-HB, UL94-V0 Optional.



## Application

- Solar/Wind Power System
- Uninterruptible Power Supplies (UPS)
- Electric Power Systems (EPS)
- Emergency Backup Power Supplies
- Communication Power Supplies
- DC Power Supplies
- Auto Control System

## Dimensions



## Constant Current Discharge Characteristics : A(25°C)

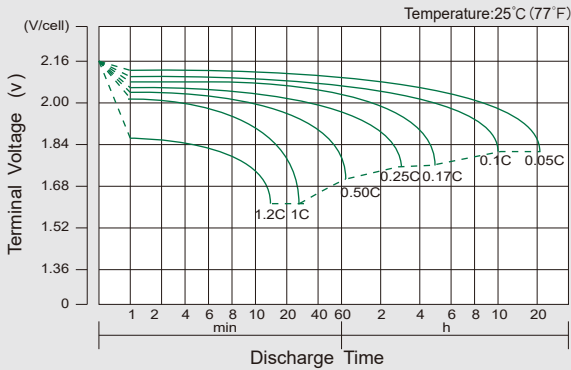
F.V/Time	15min	30min	1h	2h	3h	4h	5h	8h	10h	20h
1.60V	3158	2445	1635	1003	732.5	562.5	450.0	332.5	260.0	140.0
1.65V	3003	2348	1615	967.5	702.5	550.0	445.0	317.5	257.5	137.5
1.70V	2800	2213	1585	952.5	685.0	537.5	437.5	312.5	255.0	135.0
1.75V	2485	1990	1458	900.0	650.0	520.0	432.5	302.5	252.5	132.5
1.80V	2140	1813	1375	857.5	625.0	500.0	425.0	297.5	250.0	130.0
1.85V	1810	1633	1270	810.0	595.0	487.5	400.0	282.5	242.5	122.5

## Constant Power Discharge Characteristics : WPC(25°C)

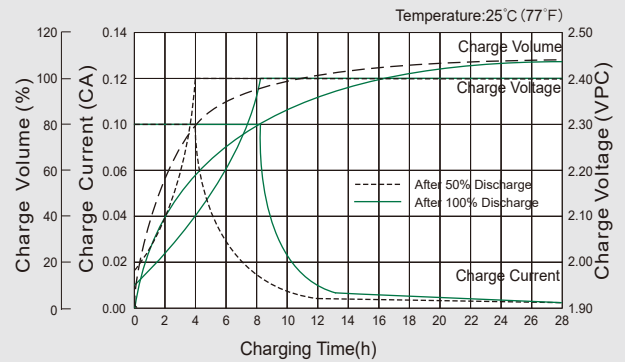
F.V/Time	15min	30min	1h	2h	3h	4h	5h	8h	10h	20h
1.60V	5528	4455	3045	1878	1365	990.0	892.5	632.5	517.5	280.0
1.65V	5383	4430	3028	1850	1338	975.0	885.0	627.5	512.5	275.0
1.70V	5085	4193	2998	1823	1318	972.5	875.0	617.5	510.0	270.0
1.75V	4528	3780	2813	1728	1270	922.5	862.5	597.5	505.0	265.0
1.80V	3920	3448	2675	1648	1218	920.0	847.5	587.5	500.0	260.0
1.85V	3343	3108	2480	1560	1160	852.5	800.0	557.5	485.0	245.0

Note: The above characteristics data are average values obtained within three charge/discharge cycle not the minimum values.

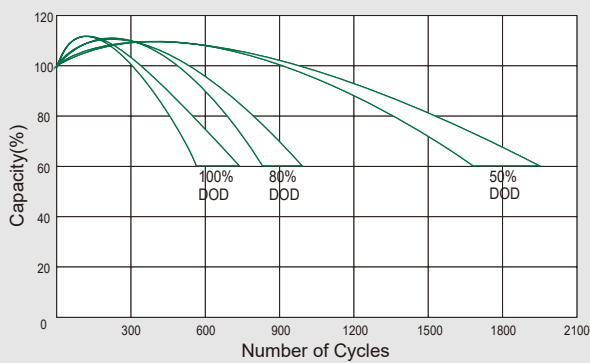
## Discharge Characteristics Curve



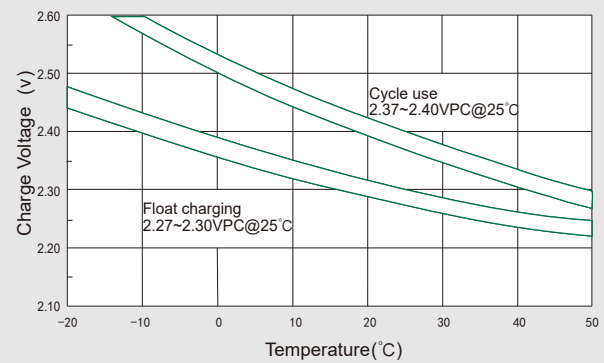
## Charge Characteristic Curve for Cycle Use(IU)



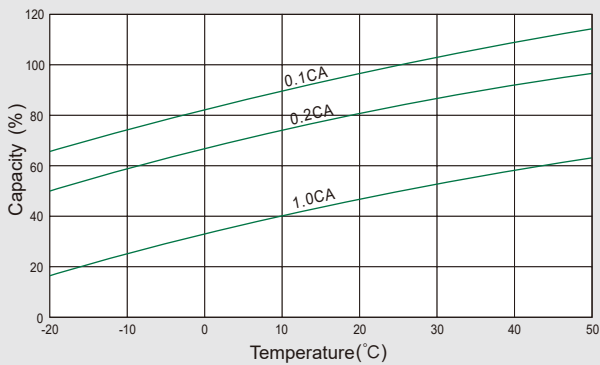
## Cycle Life in Relation to Depth of Discharge



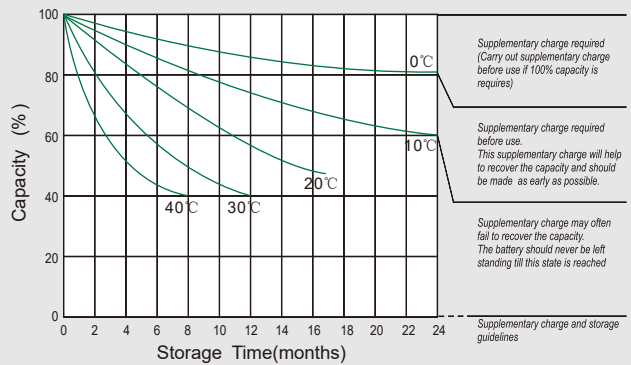
## Relationship Between Charging Voltage and Temperature



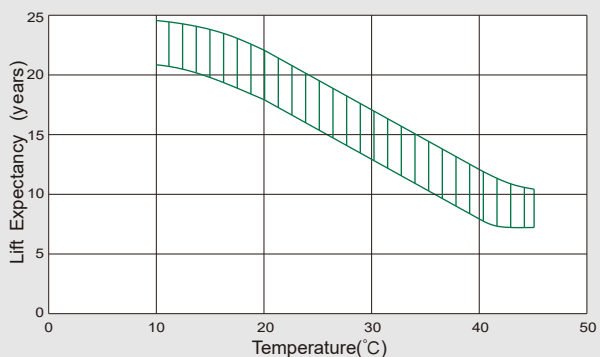
## Temperature Effects on Capacity



## Storage Characteristics



## Effect of Temperature on Long Term Life



## Relationship of OCV And State of Charge(20°C)

